



Publication No. WT-XNT-1017A
Replaces WT-XNT-0617A

Apex System

APEX TOP MOUNT REFRIGERATION SYSTEM



Indoor Unit



Outdoor Unit

Air Defrost
2,500 - 13,500 BTUH


Electric Defrost
2,400 - 9,000 BTUH

APEX models are delivered fully assembled and ready to mount. This saves you time and money, because of its quick installation and minimal labor cost. Most APEX units come with a 30" power cord so you can just plug it in and chill.

Features:

- All-in-one refrigeration system
- Attached power cord on most indoor models
- Quick and easy installation
- HACCP compliant controls
- Indoor and Outdoor units
- Fully charged and tested
- Factory assembled

On December 2, 2019, APEX units were discontinued. Limited supply available. Contact the factory.



Apex Top Mount

Features



Replaceable heater and access panel

Quick Installation

- Installs in a fraction of the time it takes for a typical split refrigeration system
- The supply/return register mounts flush with a standard 4" ceiling panel which provides for more storage in your cooler or freezer
- Condensate evaporated on Indoor models so no drain line is required
- Drain line with heater provided for Outdoor models

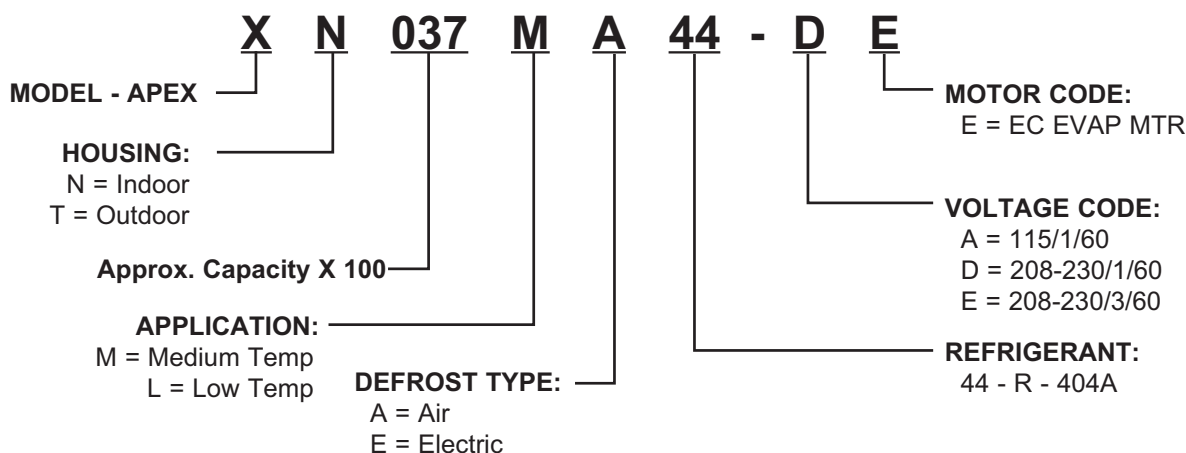
Saving Time and Money

- Two-year warranty on all parts
- Shipped factory assembled and tested
- No piping or loose components to install
- Factory evacuated, charged and run tested
- Motors and fans common to other HTPG product
- Adjustable digital electrical controller preset for typical cooler or freezer applications



Inside view of an installed walk-in cooler

MODEL NUMBER NOMENCLATURE



Standard Indoor Features

- Insulated evaporator housing / Mill finish Aluminum
- Fully charged and run tested
- Evaporative Drain pan (no drain line needed)
- Electronic Controller
- Filter / Drier, sight-glass, and TXV

Standard Outdoor Features

- Most features identical to Indoor models
- All-weather roof
- Drain line with heater
- Crankcase heater

On December 2, 2019, APEX units were discontinued. Limited supply available. Contact the factory.

Refrigeration System

Performance and Electrical Data

PERFORMANCE - MEDIUM TEMPERATURE AIR DEFROST MODELS

Model Number	80°F Ambient		90°F Ambient		95°F Ambient		100°F Ambient		110°F Ambient	
	Room Temp.		Room Temp.		Room Temp.		Room Temp.		Room Temp.	
	35°F	38°F	35°F	38°F	35°F	38°F	35°F	38°F	35°F	38°F
XN026MA44A*	3,170	3,360	2,960	3,140	2,860	3,030	2,750	2,910	2,530	2,670
XN029MA44A*	3,410	3,590	3,210	3,390	3,110	3,280	3,010	3,180	2,800	2,980
XN037MA44A*	4,300	4,520	4,070	4,280	3,950	4,160	3,820	4,030	3,570	3,770
XN050MA44A*	6,430	6,790	6,040	6,380	5,840	6,180	5,640	5,980	5,250	5,580
X*068MA44D*	7,890	8,310	7,420	7,820	7,200	7,590	6,970	7,350	6,510	6,900
X*076MA44A*	8,630	9,100	8,130	8,580	7,880	8,320	7,630	8,060	7,140	7,560
X*106MA44A*	13,230	14,080	12,170	13,010	11,640	12,470	11,090	11,940	9,960	10,850
X*134MA44A*	16,440	17,350	15,260	16,140	14,650	15,510	14,040	14,880	12,770	13,590

ELECTRICAL - MEDIUM TEMPERATURE AIR DEFROST MODELS

Model Number	Volts/Ph 60 Hz	MCA	MOPD	Unit Amps	Indoor Power Cord	NEMA Receptacle	Evap CFM	Cabinet Size	Approx. Wt. (Lbs.)			
									Indoor		Outdoor	
									Net	Ship	Net	Ship
XN026MA44A*	115/1	15	15	9.6	Yes	5-15R	280	Small	120	185	-	-
XN029MA44A*	115/1	15	15	8.6	Yes	5-15R	280	Small	120	185	-	-
XN037MA44A*	115/1	15	15	11.1	Yes	5-15R	280	Small	125	190	-	-
XN050MA44A*	115/1	20	20	14.5	Yes	5-20R	435	Med.	210	305	-	-
X*050MA44D*	208-230/1	15	15	8.5	Yes	6-15R	435	Med.	210	305	220	360
X*068MA44D*	208-230/1	15	15	9.9	Yes	6-15R	705	Med.	220	315	230	370
X*076MA44D*	208-230/1	15	20	12.3	Yes	6-20R	705	Med.	220	315	230	370
X*106MA44D*	208-230/1	20	20	15.8	Yes	6-20R	1,135	Large	295	420	310	485
X*106MA44E*	208-230/3	15	20	12.7	No	-	1,135	Large	305	430	320	495
X*134MA44D*	208-230/1	20	30	17.2	No	-	1,030	Large	310	435	325	500
X*134MA44E*	208-230/3	20	20	14.2	No	-	1,030	Large	310	435	325	500

PERFORMANCE - LOW TEMPERATURE ELECTRIC DEFROST MODELS

Model Number	80°F Ambient			90°F Ambient			95°F Ambient			100°F Ambient			110°F Ambient		
	Room Temp.			Room Temp.			Room Temp.			Room Temp.			Room Temp.		
	0°F	-10°F	-20°F	0°F	-10°F	-20°F	0°F	-10°F	-20°F	0°F	-10°F	-20°F	0°F	-10°F	-20°F
XN018LE44*	2,640	2,120	-	2,460	1,940	-	2,360	1,850	-	2,250	1,760	-	2,020	-	-
XN024LE44*	3,360	2,570	1,900	3,110	2,410	1,700	3,010	2,290	1,600	2,930	2,180	1,500	2,660	1,950	1,300
X*031LE44*	5,130	3,960	2,770	4,540	3,420	2,290	4,250	3,160	2,040	3,960	2,900	1,790	3,390	2,380	1,260
X*043LE44*	6,860	5,430	4,070	6,130	4,760	3,460	5,760	4,430	3,150	5,390	4,090	2,480	4,640	3,410	2,230
X*051LE44*	8,590	6,670	4,930	7,710	5,860	4,190	7,260	5,460	3,820	6,800	5,050	3,430	5,880	4,210	2,610
X*068LE44*	10,840	8,620	6,760	9,690	7,530	5,690	9,100	6,970	5,140	8,510	6,420	4,590	7,320	5,320	3,450

ELECTRICAL - LOW TEMPERATURE ELECTRIC DEFROST MODELS

Model Number	Volts† / Ph 60 Hz	MCA	MOPD	Unit Amps	Indoor Power Chord	NEMA Receptacle	Evap CFM	Cabinet Size	Approx. Wt. (Lbs.)			
									Indoor		Outdoor	
									Net	Ship	Net	Ship
XN018LE44A*	115/1	15	20	11.6	Yes	5-15R	280	Small	140	200	-	-
XN024LE44A*	115/1	15	20	12.8	Yes	5-20R	435	Med.	210	305	-	-
X*024LE44D*	208-230/1	15	15	7.0	Yes	6-15R	435	Med.	210	305	225	365
X*031LE44D*	208-230/1	15	15	12.2	Yes	6-15R	705	Med.	245	340	255	400
X*043LE44D*	208-230/1	20	20	14.0	Yes	6-20R	705	Med.	245	340	255	400
X*051LE44D*	208-230/1	20	20	16.4	Yes	6-20R	1135	Large	315	445	330	510
X*051LE44E*	208-230/3	14	15	13.0	No	-	1135	Large	315	445	330	510
X*068LE44D*	208-230/1	24	30	21.0	No	-	1135	Large	320	450	335	515
X*068LE44E*	208-230/3	20	20	15.2	No	-	1135	Large	320	450	335	515

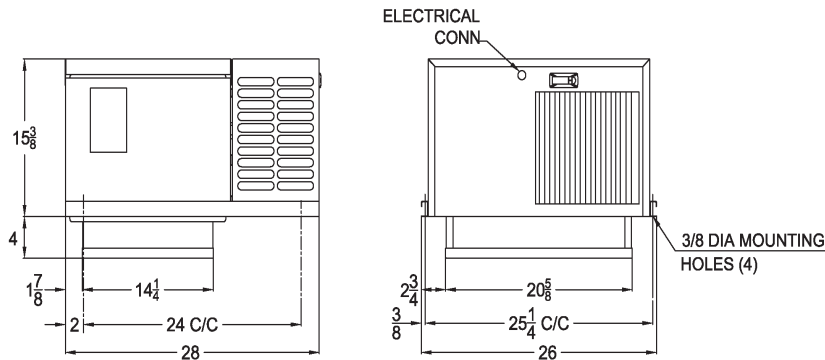
Min. Ambient: 50°F for indoor models. Max. Ambient: 110°F for all models. † All 230 volt units can be used as 208 volt.

Unit amps are for standard models with electronically commutated evap. motors and permanent split capacitor condenser motors.

Apex Top Mount

Physical Dimensions

Small Cabinet Size – Indoor



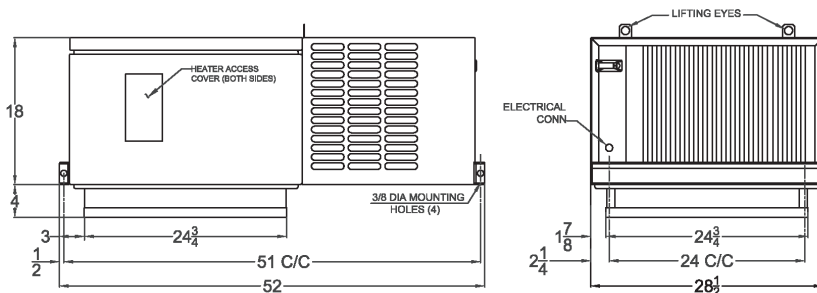
All dimensions are in inches.

Department of Energy (DOE) Annual Walk-in Energy Factor (AWEF) Ratings

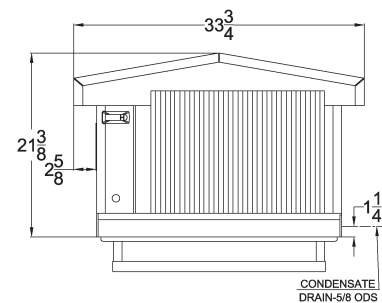
Medium Temp. Models	AWEF	
	Outdoor	Indoor
XN026MA44	NA	3.31
XN029MA44	NA	3.38
XN037MA44	NA	3.18
XN050MA44	NA	4.57
XN068MA44	NA	4.52
XN076MA44	NA	4.90
XN106MA44	NA	5.01
XN134MA44	NA	5.17
XT050MA44	6.26	NA
XT068MA44	6.23	NA
XT076MA44	6.14	NA
XT106MA44	6.37	NA
XT134MA44	6.53	NA

AWEF ratings for Low Temp models will be implemented in 2020.

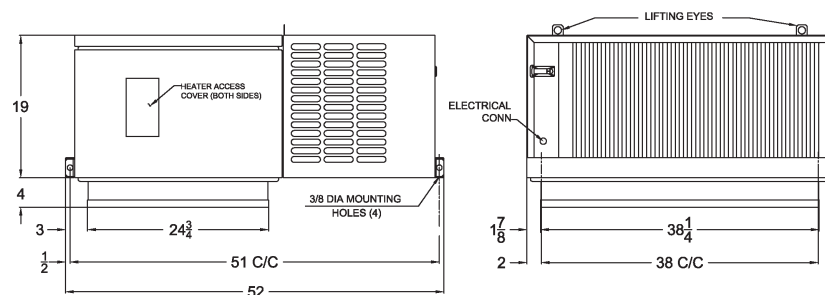
Medium Cabinet Size – Indoor



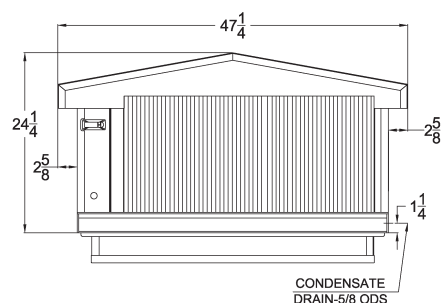
Medium – Outdoor



Large Cabinet Size – Indoor



Large – Outdoor



Due to continuing product development, specifications are subject to change without notice.



201 Thomas French Drive, Scottsboro, AL 35769 • PHONE (256) 259-7400 • FAX (256) 259-7478 • witt.htpg.com
E-mail or call us for help: parts@htpgusa.com or (800) 288-9488