



Air-to-Water Heat Pump Spa/Pool Heater

Features:

1. Standard powder-coated cabinet (option: SUS304)
2. Large air evaporator coil
3. Scroll / rotary compressor
4. Spiral titanium condenser
5. Plumbing connections: easy installation
6. Controls – digital: on board diagnostics
7. Multiple safety features, trouble-free operation

Technical Specifications

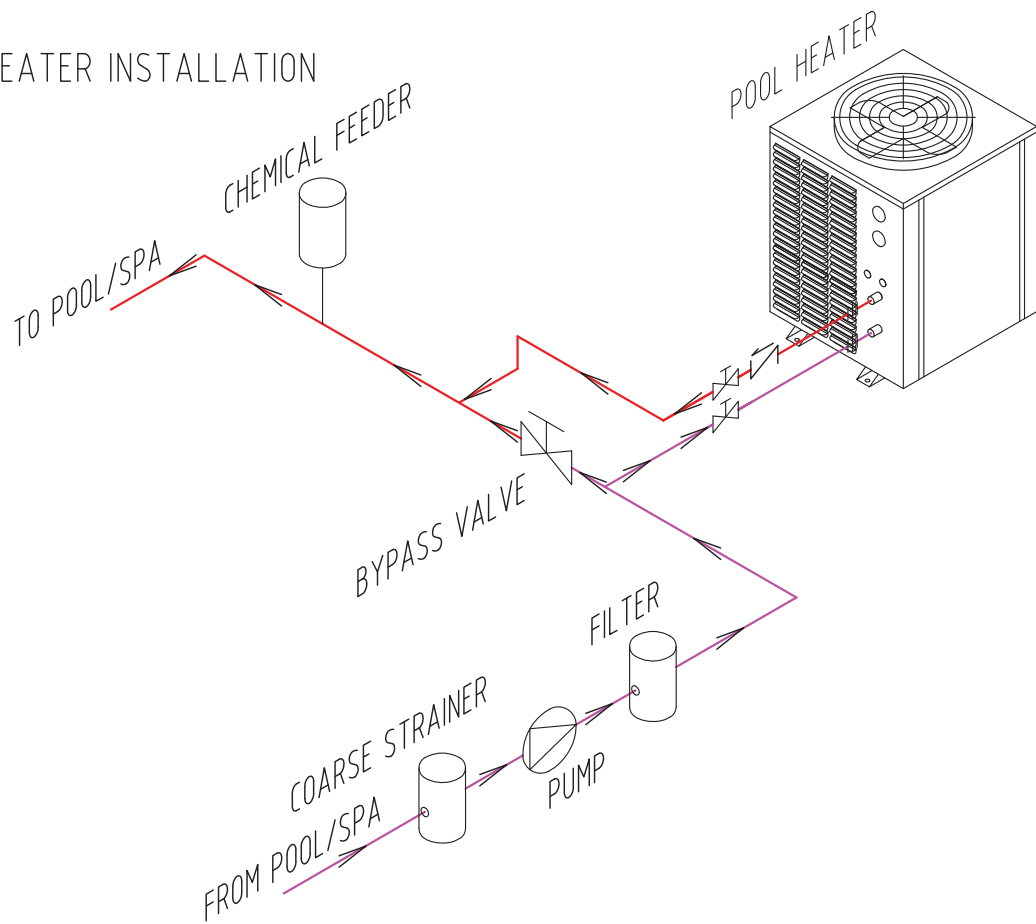
Model	Heating Capacity (kW@COP)	Cooling Capacity (kW@EER)	Max. Power Input (kW)	Max. Running Amps (A)	Power Supply (V/Ph/Hz)	Compressor		Evaporator Fan		Condenser			Noise Level dB(A)	Net Weight (kg)	Dimension		
						Type	Qty.	Qty.	Air Volume (m³/h)	Water Conn. (mm)	Water Flow Rate (m³/h)	Pressure Drop (kPa)			Length (mm)	Width (mm)	Height (mm)
TRP-9	8.9@5.1	5@3.8	2.6	13.2	220/1/50-60	Rotary	1	1	1750	50	7	15	58	63	1180	485	710
TRP-13	13@5.2	7.5@3.7	3.9	17.7	220/1/50-60	Rotary	1	1	1750	50	8	15	55	79	1180	485	710
TRP-21	21@5.1	12.5@3.7	6.5	12.3	380/3/50-60	Scroll	1	1	3500	63	10	15	60	124	859	829	988
TRP-43	43@5.2	25@3.6	14.3	25.6	380/3/50-60	Scroll	2	2	7000	63	20	15	62	290	1503	723	1208
TRP-63	63@5.1	35@3.6	19	33	380/3/50-60	Scroll	2	2	7000	63	27	15	66	290	1503	723	1208
TRP-70	70@5.1	40@3.6	26	46	380/3/50-60	Scroll	2	2	14000	75	30	16	70	600	2200	1005	1840
TRP-80	80@5.2	45@3.7	26	46	380/3/50-60	Scroll	2	2	14000	75	34	16	70	600	2200	1005	1840
TRP-90	90@5.1	53@3.6	30	59.2	380/3/50-60	Scroll	2	2	14000	75	39	16	70	600	2200	1005	1840
TRP-100	100@5.0	67@3.5	30	59.2	380/3/50-60	Scroll	2	2	14000	75	43	16	72	650	2200	1005	1840

Remarks:

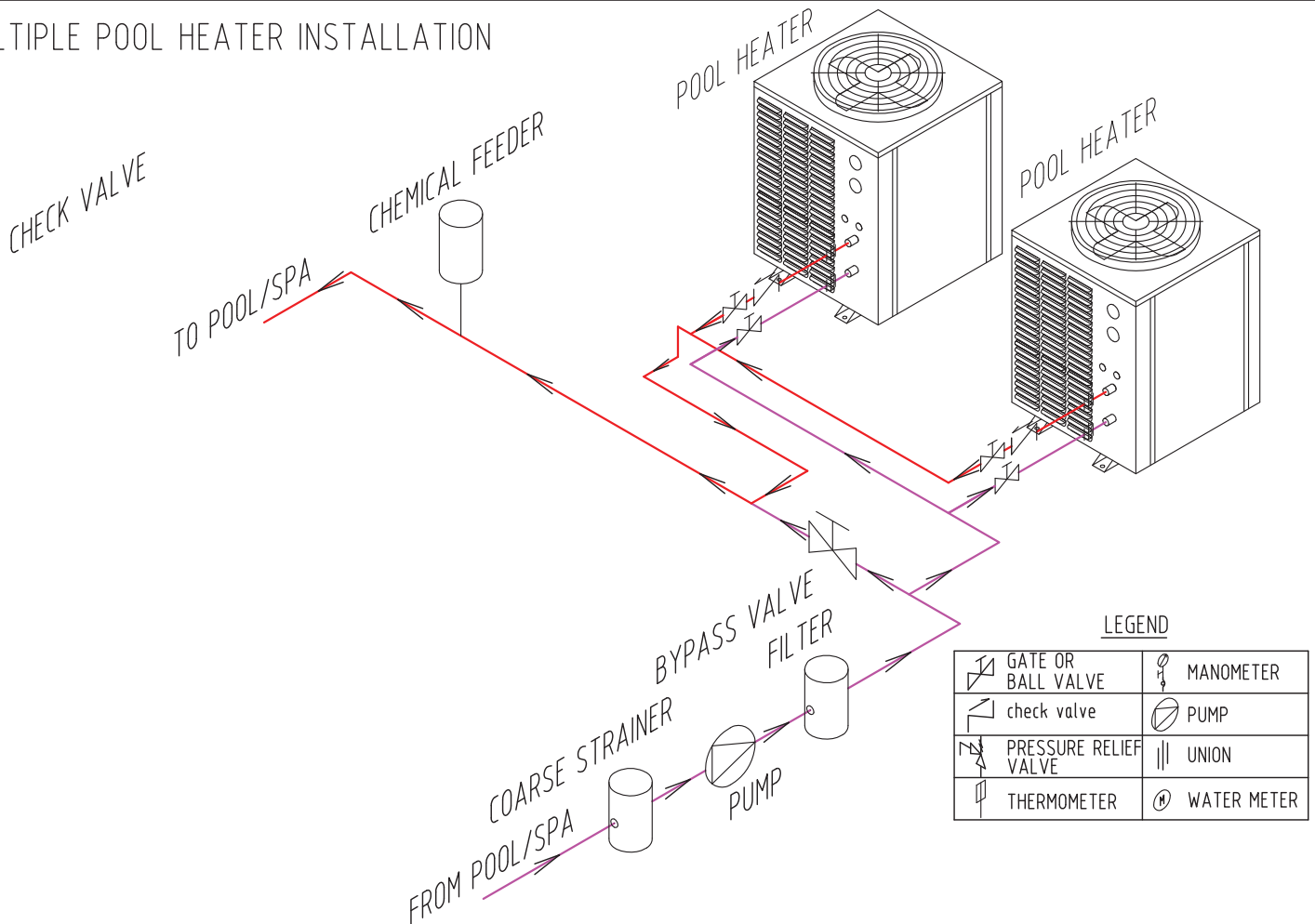
- Titanium heat exchanger, R417A refrigerant
- Maximum outlet water temp.: 42°C
- Heating capacity testing conditions: ambient temp.: DB24°C, WB19°C; water entering temp.: 27°C
- Cooling capacity testing conditions: ambient temp.: DB35°C, WB24°C; water entering temp.: 27°C
- Ambient temperature operation range: -7 to 43°C



SINGLE POOL HEATER INSTALLATION



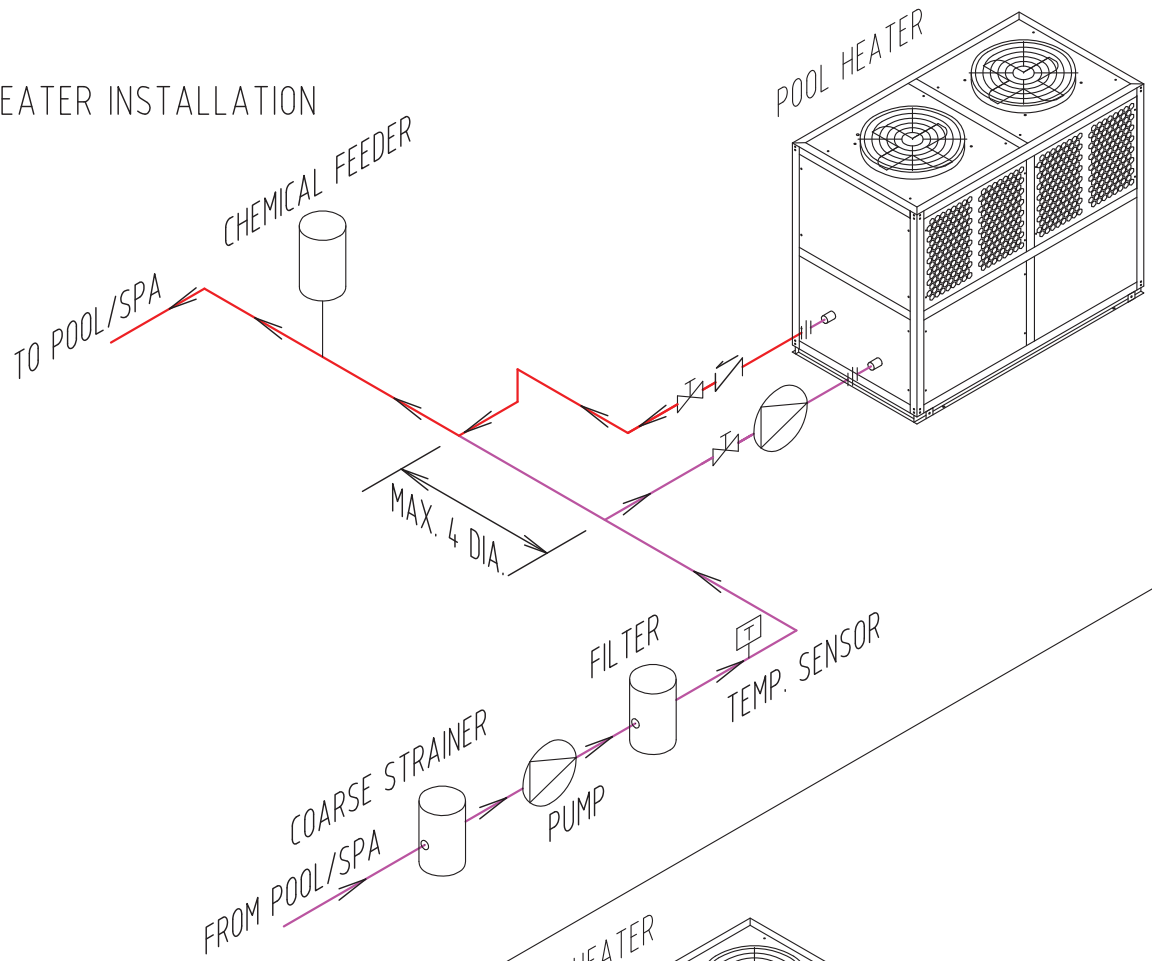
MULTIPLE POOL HEATER INSTALLATION



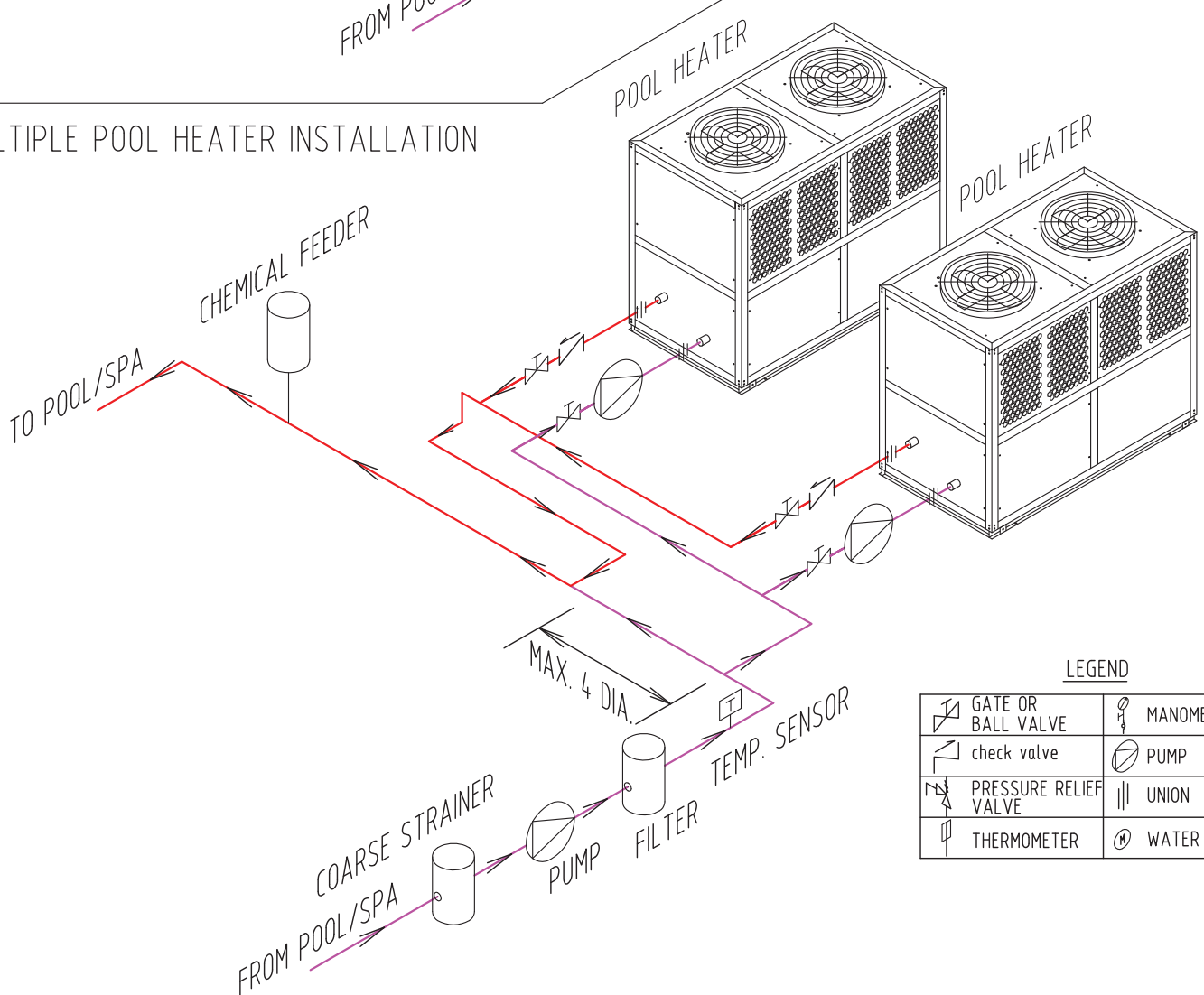
LEGEND

CAUTION: An additional source of heated water, e.g. a solar system, must be connected to the main line ahead of the heater inlet pipe in order for it to act as the primary heat source. If the primary system provides adequate heat to maintain set-point, the heater will not fire. Be advised that the control panel will then display sensed water temperatures downstream of the primary heating system, rather than the temperature of the water exiting the pool.

SINGLE POOL HEATER INSTALLATION



MULTIPLE POOL HEATER INSTALLATION



LEGEND

	GATE OR BALL VALVE		MANOMETER
	CHECK VALVE		PUMP
	PRESSURE RELIEF VALVE		UNION
	THERMOMETER		WATER METER

CAUTION: An additional source of heated water, e.g. a solar system, must be connected to the main line ahead of the heater inlet pipe in order for it to act as the primary heat source. If the primary system provides adequate heat to maintain set-point, the heater will not fire. Be advised that the control panel will then display sensed water temperatures downstream of the primary heating system, rather than the temperature of the water exiting the pool.



Rheem Manufacturing Company (Singapore) Pte Ltd
8 Pandan Crescent, UE Tech Park #02-02 Singapore 128464
Tel : (65) 6872 1161
E-mail : rheem@rheemfg.com.sg
Website: www.rheemfg.com.sg

"In keeping with its policy of continuous progress and product improvement, Rheem reserves the right to make changes without notice."